



Halo Fixed Frameless

Driver Origin	LED Origin	Lifetime
TCI	CREE	50000

Product Description

Halo is a LED down light designed to last 10 times longer than traditional halogen and that maximizes energy saving for commercial application

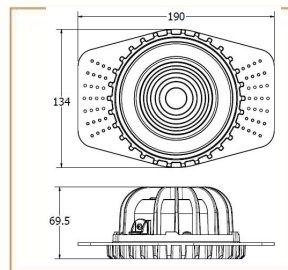
Basic Data

Material	Die Cast Aluminum
Finishing	Electrostatic Painting
Optics	Lens & Galss
Weight	541gm
IP	54
IK	00
Suspension	Ceiling Recessed
Additional Data	

Specifications

Art No.	WAT	CCT	CRI	LED	Angle	TL	Ø
73436-PL-	30	3000	98	1	35	1690	135
73437-PL-	30	4000					135

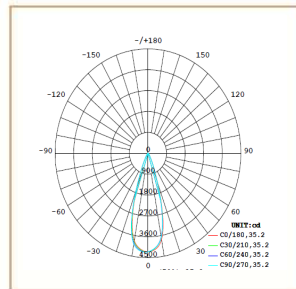

Dimensions



Light Distribution

Cone Diagram

Luminous Intensity Distribution



All Luminaries are electrical tested & protection tested according to the standard (IEC 598)