



LT

Driver	Origin	LED	Origin	Lifetime
MW	Taiwan	CREE	USA	50000

Product Description

A collection of urban lighting units provided with many patents and independent intellectual properties and many advanced technologies. Treated with special technique to ensure excellent radiation performance through special treatment and

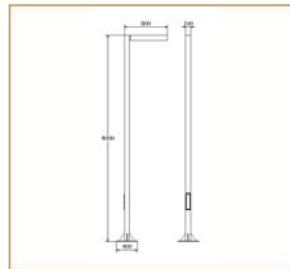
Basic Data

Material	Steel & Aluminum
Finishing	Electrostatic Painting
Optics	Lens
Weight	150 kg
IP	65
IK	08
Suspension	Pole Mounted
Additional Data	

Specifications

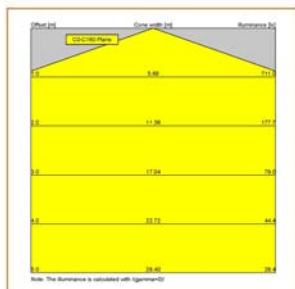
Art No.	WATT	CCT	CRI	LED	Angle	TL	Ø
75600-PL-	40	4000	70	12	148	3202	_

Dimensions

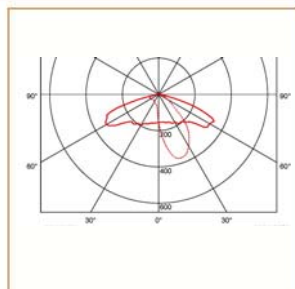


Light Distribution

Cone Diagram



Luminous Intensity Distribution



All Luminaires are electrical tested & protection tested according to the standard (IEC 598)